

Easy Remittances & Easy Cost Bills


Presented by: John Currey



Easy Remittances and Easy Cost Bills

- What are Easy Remittances and Easy Cost Bills?
- What options are available?
- The different client scenarios
- Run through examples
 - Configure INIs
 - Configure CMDs

Easy Remittances and Easy Cost Bills



- Quick review of other options
 - Rapid Retail
 - Selected Client (Multi-Select)

Easy Remittances



Improved over Rapid Retail



The automation routines allow for the following:

- > Auto-switching of bank accounts
- > A text file list for Forwarder numbers to create remittances by bank account
- > Draft or final remittance options
- > Printer selection
- > All other remittance options are obtained from the configuration of the *Forwarder File*



Windows Scheduler handles the automation initiation

Easy Cost Bills



- Automation for:
 - Creating Finalized Cost Bill Invoices
 - FINALIZE=Y
 - Combining Costs with Remittance
 - Based on Forwarder File Settings
- Windows Scheduler handles the automation initiation.

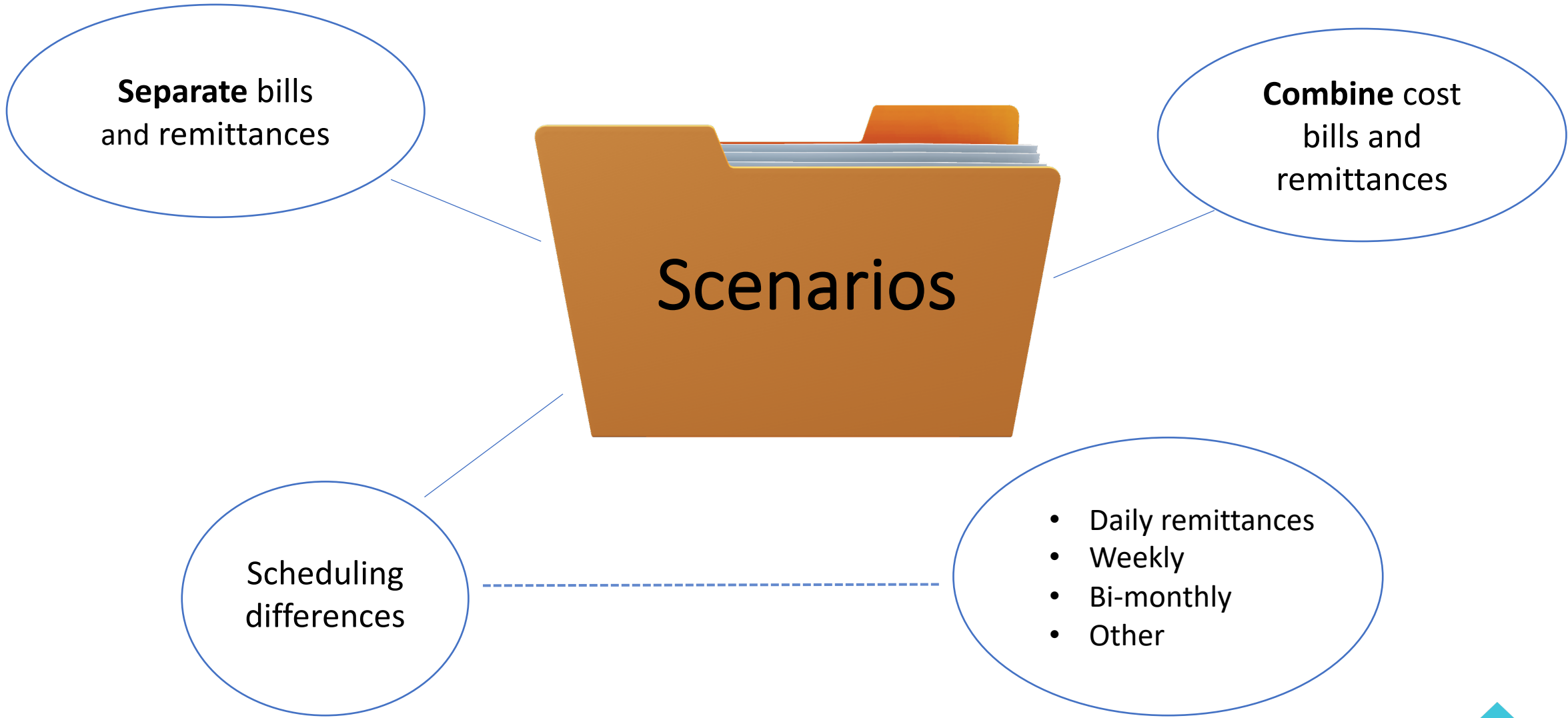
Easy Cost Bills

- CMD file calls an automation INI file in the CUSTOM folder
 - Create TuesdayRemits.Cmd
 - Fire with Windows Task Scheduler while sleeping
 - Come to work with all Thursday remits completed
 - Lather, rinse, repeat on Friday

```
TuesdayRemits.cmd x
1 Set AUTOMATE=TuesdayRemits.ini
2 ! Configure the above file in the CUSTOM folder
3 F:\clsinc\wbwin\brclient.exe
4
```

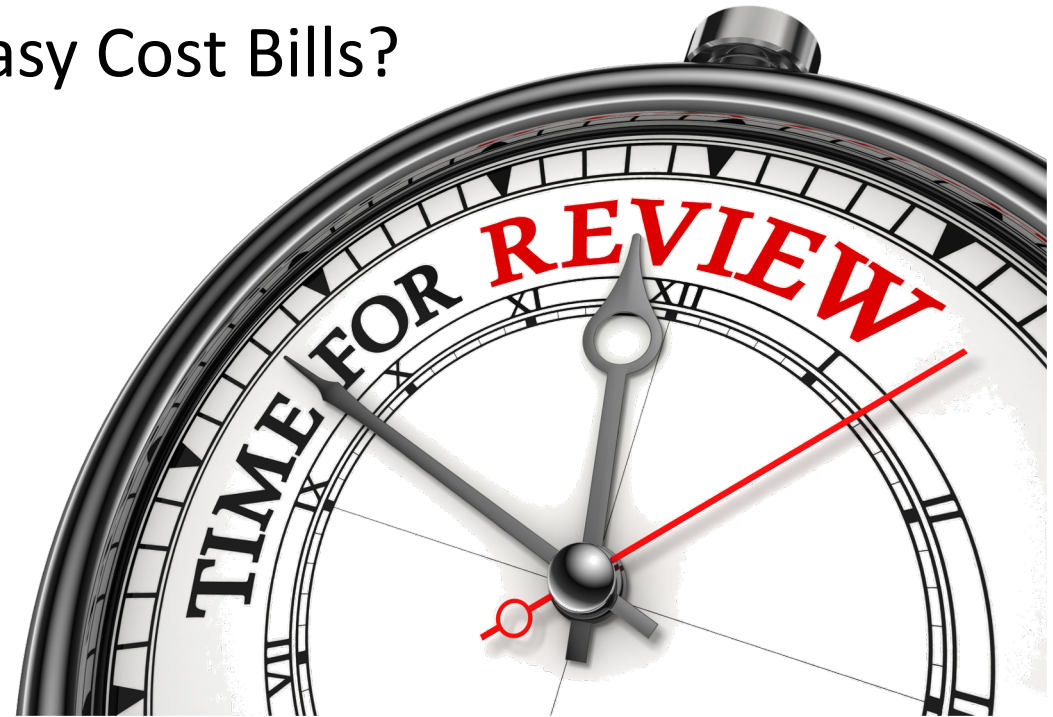
- TuesdayRemits.Cmd dictates run parameters

```
TuesdayRemits.ini x
1 ||MENUPATH:REMIT
2 FORW=13-17,19,20
3 CUTDATE=0
4 FINALIZE=Y
```



Easy Remittances and Easy Cost Bills

- What are Easy Remittances and Easy Cost Bills?
- What options are available?
- The different client scenarios
- Run through examples
 - Configure INIs
 - Configure CMDs



A graphic featuring the text "Q&A" in a large, white, sans-serif font with a slight drop shadow. The text is centered and surrounded by a cluster of blue squares and rounded rectangles of various sizes and shades of blue. Many of these shapes contain a white question mark, creating a visual theme of questions and answers.

Q&A